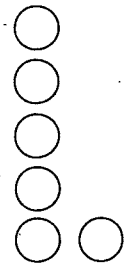
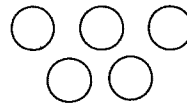
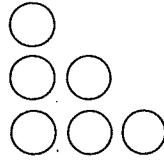
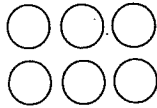
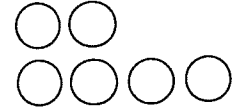
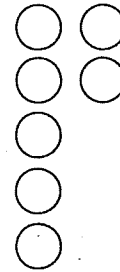
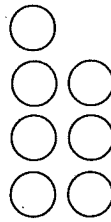
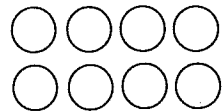

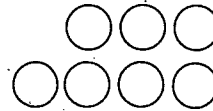
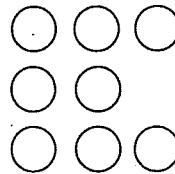
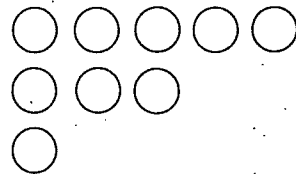


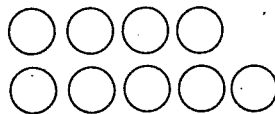
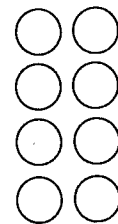
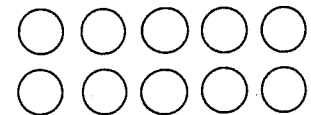
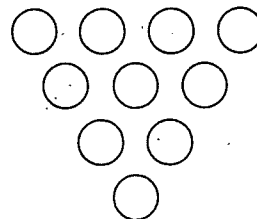

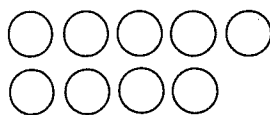


**Homework**

Ring groups of the number. Cross out groups that are not the number.

**6****7****8****9****10**

**On the Back** Draw a group of 6. Then practice writing the numbers 1, 2, 3, 4, and 5.

**Homework**

Practice writing the numbers in order.

1	2			5		7			10
---	---	--	--	---	--	---	--	--	----

	2	3	4			7		9	
--	---	---	---	--	--	---	--	---	--

0	1	2		4		6		8	
---	---	---	--	---	--	---	--	---	--

0			3		5		7		9
---	--	--	---	--	---	--	---	--	---

Start with 1. Write numbers in order.

--	--	--	--	--	--	--	--	--	--







Start with 0. Write numbers in order.

--	--	--	--	--	--	--	--	--	--

**On the Back** Practice writing the numbers 1–6.

Name \_\_\_\_\_

4.



# Homework

Write the number.

1.

2.

3. Write the number.

=

=

=

=

=

=

© Houghton Mifflin Harcourt Publishing Company

On the Back Write the numbers 1-16.

Name \_\_\_\_\_

1	1
2	2
3	3
4	4
5	5
6	6
7	17
8	18
9	19
0	20

	17
	18
	19
0	20

	17
	18
	19
	20

						17	18	19	20